Multiple District R

As of October 2026 Cumulative

Year	New Clubs	Dropped Clubs	Gain/ Loss Clubs	New Members	Charter Members	Reinstate Members	Transfer Members	Total Member Added	Total Members Dropped	Gain/ Loss Members
2022-2023	10	9	1	310	327	45	6	688	893	-205
2023-2024	6	26	-20	300	152	50	10	512	1,019	-507
2024-2025	8	2	6	352	189	78	16	635	540	95
2025-2026	9	11	-2	399	232	72	15	718	835	-117
2026-2027	1	0	1	62	24	17	7	110	89	21
Average	**7**	**10**	**-3**	**285**	**185**	**52**	**11**	**533**	**675**	**-143**

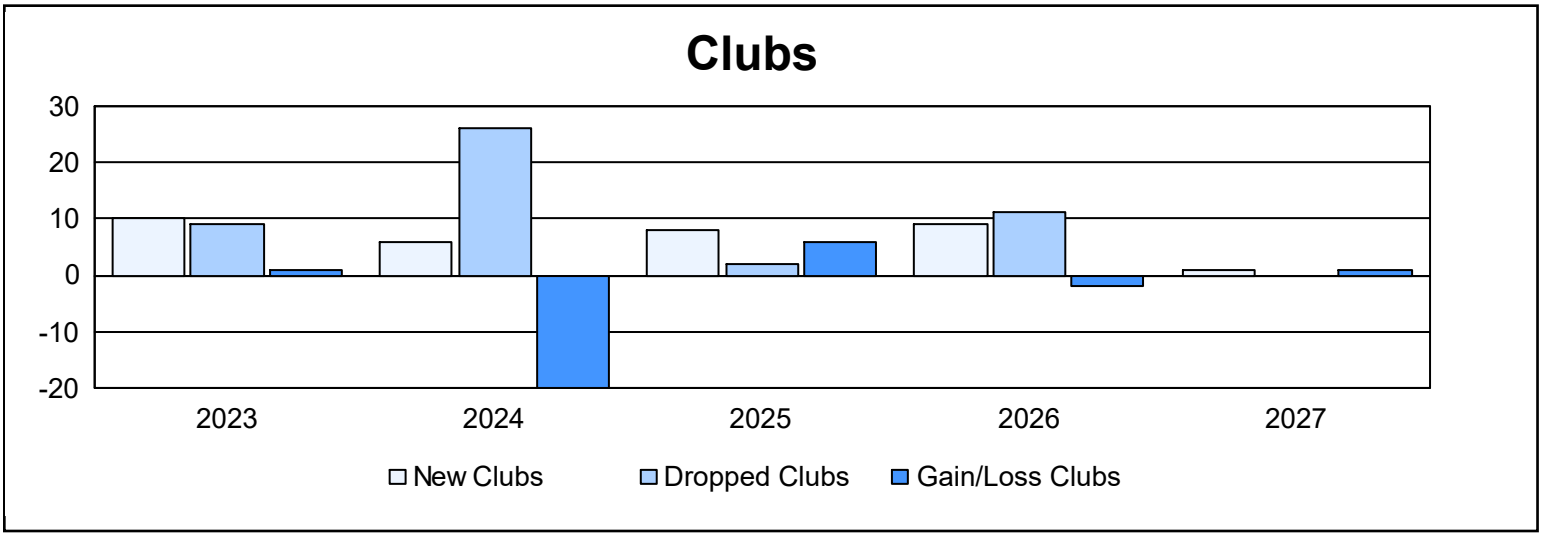

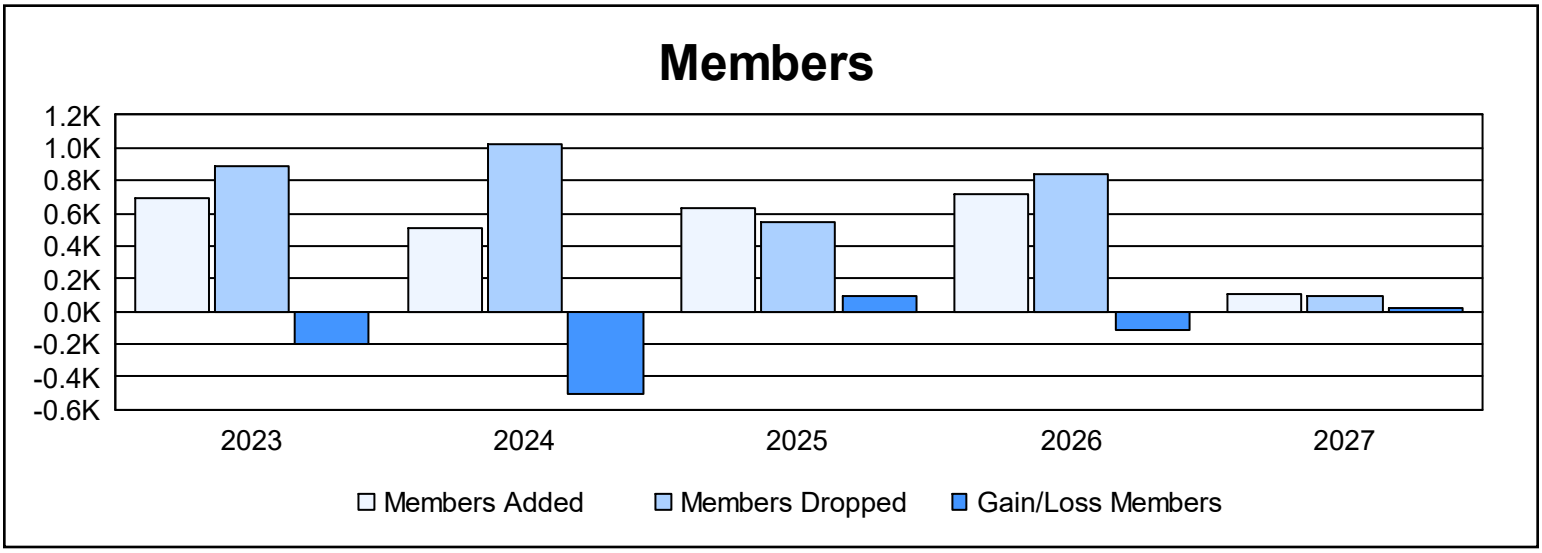

Membership Composition

October 2026 Cumulative

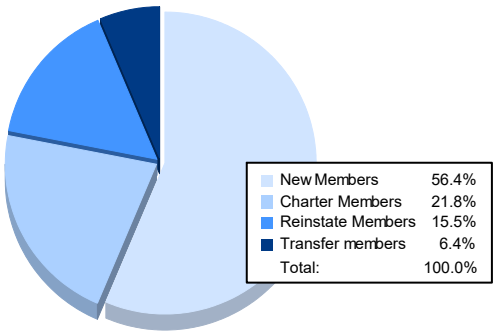

Gender Composition

October 2026 Cumulative

